
ACI Racing Weekend Vallelunga, 15-16 Giugno 2024
Campionato Italiano GT Endurance - Classifica Qualifying 1 GTCup

Vallelunga 4.085 m

1 / 2

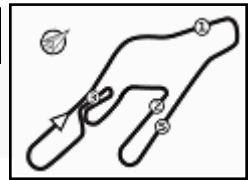
No. Driver	Nat	Entrant	Team	Car	Class	Time	Gap	Rel.	Laps
1 172 SEGÙ Luca	ITA	DL Racing	DL Racing	Lamborghini Huracán ST EVO	2GTC-GTC1	1'34.337			2
2 127 BERTON Giovanni	ITA	Racevent	Racevent	Porsche 911 Cup 992	GTC-GTC2	1'34.994	0.657	0.657	5
3 272 GATTUSO Stefano	ITA	DL Racing	DL Racing	Lamborghini Huracán ST EVO	2GTC-GTC1	1'35.235	0.898	0.241	4
4 202 BOLGER Douglas	GBR	HC Racing Division	HC Racing Division	Lamborghini Huracán ST EVO	2GTC-GTC1	1'35.671	1.334	0.436	6
5 111 DEMARCHI Luca	ITA	Best Lap	Best Lap	Ferrari 488 Challenge Evo	GTC-GTC1	1'36.249	1.912	0.578	5
6 151 ATTIANESE Luca	ITA	SR&R	SR&R	Ferrari 488 Challenge Evo	GTC-GTC1	1'37.046	2.709	0.797	4
7 217 BURATTI Andrea	ITA	EF Racing	EF Racing	Porsche 911 Cup 992	GTC-GTC2	1'37.269	2.932	0.223	6
8 212 MARZIALETTI Giammarco	ITA	Best Lap	Best Lap	Ferrari 488 Challenge Evo	GTC-GTC1	1'37.306	2.969	0.037	5
9 291 PREZZI Valerio	ITA	Centri Porsche Ticino	Centri Porsche Ticino	Porsche 911 Cup 992	GTC-GTC2	1'37.406	3.069	0.100	5
10 103 PIERANTONI Emiliano	ITA	Easy Race	Easy Race	Ferrari 488 Challenge Evo	GTC-GTC1	1'38.147	3.810	0.741	5
11 207 ANAPOLI Giovanni	ITA	Invictus Corse	Invictus Corse	Lamborghini Huracán ST EVO	2GTC-GTC1	1'38.487	4.150	0.340	5
12 292 'HASH'	CHE	Centri Porsche Ticino	Centri Porsche Ticino	Porsche 911 Cup 992	GTC-GTC2	1'38.979	4.642	0.492	6
13 122 NICOLOSI Giuseppe	ITA	Ebimotors	Ebimotors	Porsche 911 Cup 992	GTC-GTC2	1'40.182	5.845	1.203	6
14 232 FONDI Maurizio	ITA	LEMA Racing	LEMA Racing	Lamborghini Huracán ST EVO	2GTC-GTC1	1'43.227	8.890	3.045	5

Humidity:	49%	AIR	23°C
Condition:	DRY	Track	33°C

Stewards : Valerio Brizzolari Gabriele Lancieri Roberto Sardelli

Start	End
15/06/2024 19:42	19:53





ACI Racing Weekend Vallelunga, 15-16 Giugno 2024
Campionato Italiano GT Endurance - Classifica Qualifying 1 GTCup

Vallelunga 4.085 m
2 / 2

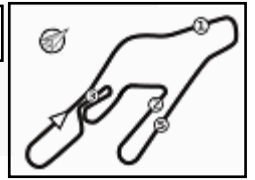
Penalty and Infringement

Fastest Laps Sequence

No.	Entrant	Nat	Team	Car	Local Time	Time	Gap	Avg
172	L. SEGÙ	ITA	DL Racing	Lamborghini Huracán ST EVO 2	19:45'26.219	1'34.337		155,888

Stewards : Valerio Brizzolari Gabriele Lancieri Roberto Sardelli

15/06/2024 Start 19:42 End 19:53



ACI Racing Weekend Vallelunga, 15-16 Giugno 2024

Campionato Italiano GT Endurance - Best Sectors & Speed Qualifying 1 GTCup

BEST LAP

1	172 SEGÙ Luca	Lamborghini Huracán ST EVO 2	1'34.337
2	127 BERTON Giovanni	Porsche 911 Cup 992	1'34.994
3	272 GATTUSO Stefano	Lamborghini Huracán ST EVO 2	1'35.235
4	202 BOLGER Douglas	Lamborghini Huracán ST EVO 2	1'35.671
5	111 DEMARCHI Luca	Ferrari 488 Challenge Evo	1'36.249
6	151 ATTIANESE Luca	Ferrari 488 Challenge Evo	1'37.046
7	217 BURATTI Andrea	Porsche 911 Cup 992	1'37.269
8	212 MARZIALETTI Giammarco	Ferrari 488 Challenge Evo	1'37.306
9	291 PREZEZZI Valerio	Porsche 911 Cup 992	1'37.406
10	103 PIERANTONI Emiliano	Ferrari 488 Challenge Evo	1'38.147
11	207 ANAPOLI Giovanni	Lamborghini Huracán ST EVO 2	1'38.487
12	292 'HASH'	Porsche 911 Cup 992	1'38.979
13	122 NICOLOSI Giuseppe	Porsche 911 Cup 992	1'40.182
14	232 FONDI Maurizio	Lamborghini Huracán ST EVO 2	1'43.227

SPEED

1	202 BOLGER Douglas	Lamborghini Huracán ST EVO 2	241,6
2	111 DEMARCHI Luca	Ferrari 488 Challenge Evo	236,3
3	103 PIERANTONI Emiliano	Ferrari 488 Challenge Evo	235,8
4	212 MARZIALETTI Giammarco	Ferrari 488 Challenge Evo	233,8
5	151 ATTIANESE Luca	Ferrari 488 Challenge Evo	233,8
6	127 BERTON Giovanni	Porsche 911 Cup 992	232,8
7	172 SEGÙ Luca	Lamborghini Huracán ST EVO 2	230,8
8	272 GATTUSO Stefano	Lamborghini Huracán ST EVO 2	230,3
9	217 BURATTI Andrea	Porsche 911 Cup 992	230,3
10	207 ANAPOLI Giovanni	Lamborghini Huracán ST EVO 2	230,3
11	292 'HASH'	Porsche 911 Cup 992	229,8
12	291 PREZEZZI Valerio	Porsche 911 Cup 992	228,8
13	122 NICOLOSI Giuseppe	Porsche 911 Cup 992	227,8
14	232 FONDI Maurizio	Lamborghini Huracán ST EVO 2	225,9

SEG. 1

1	127 BERTON Giovanni	12.427
2	202 BOLGER Douglas	12.464
3	172 SEGÙ Luca	12.508
4	111 DEMARCHI Luca	12.573
5	272 GATTUSO Stefano	12.641
6	151 ATTIANESE Luca	12.776
7	212 MARZIALETTI Giammarco	12.795
8	217 BURATTI Andrea	12.832
9	207 ANAPOLI Giovanni	12.906
10	291 PREZEZZI Valerio	12.979
11	103 PIERANTONI Emiliano	12.981
12	292 'HASH'	13.271
13	122 NICOLOSI Giuseppe	13.470
14	232 FONDI Maurizio	14.060

SEG. 2

1	172 SEGÙ Luca	32.764
2	272 GATTUSO Stefano	32.908
3	127 BERTON Giovanni	33.032
4	202 BOLGER Douglas	33.032
5	111 DEMARCHI Luca	33.084
6	217 BURATTI Andrea	33.285
7	151 ATTIANESE Luca	33.364
8	212 MARZIALETTI Giammarco	33.564
9	292 'HASH'	33.843
10	291 PREZEZZI Valerio	33.864
11	207 ANAPOLI Giovanni	33.966
12	103 PIERANTONI Emiliano	34.229
13	122 NICOLOSI Giuseppe	34.916
14	232 FONDI Maurizio	35.617

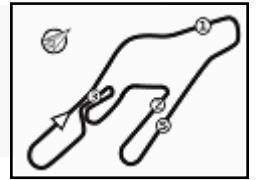
SEG. 3

1	172 SEGÙ Luca	28.440
2	272 GATTUSO Stefano	28.672
3	127 BERTON Giovanni	28.703
4	202 BOLGER Douglas	28.966
5	111 DEMARCHI Luca	29.052
6	217 BURATTI Andrea	29.222
7	291 PREZEZZI Valerio	29.251
8	103 PIERANTONI Emiliano	29.350
9	212 MARZIALETTI Giammarco	29.447
10	151 ATTIANESE Luca	29.471
11	207 ANAPOLI Giovanni	29.609
12	292 'HASH'	29.624
13	122 NICOLOSI Giuseppe	30.012
14	232 FONDI Maurizio	31.013

SEG. 4

1	172 SEGÙ Luca	20.625
2	127 BERTON Giovanni	20.653
3	202 BOLGER Douglas	20.815
4	272 GATTUSO Stefano	20.895
5	111 DEMARCHI Luca	21.081
6	151 ATTIANESE Luca	21.249
7	217 BURATTI Andrea	21.249
8	291 PREZEZZI Valerio	21.288
9	207 ANAPOLI Giovanni	21.313
10	212 MARZIALETTI Giammarco	21.398
11	103 PIERANTONI Emiliano	21.441
12	292 'HASH'	21.547
13	122 NICOLOSI Giuseppe	21.672
14	232 FONDI Maurizio	22.415





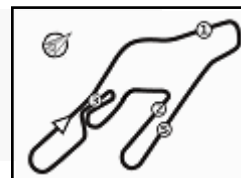
Vallelunga 4.085 m

ACI Racing Weekend Vallelunga, 15-16 Giugno 2024

Campionato Italiano GT Endurance - Ideal Time Qualifying 1 GTCup

No. Driver Entrant	Car	Seg. 1 Diff. 1	Seg. 2 Diff. 2	Seg. 3 Diff. 3	Seg. 4 Diff. 4	Ideal Time		
						Best Lap	Pos.	Diff.
1 172 SEGÙ L. (ITA) DL RACING	Lamborghini Huracán ST EVO 2	12.508	32.764	28.440	20.625	1'34.337 1'34.337	1	
2 127 BERTON G. (ITA) RACEVENT	Porsche 911 Cup 992	12.427	33.032	28.703 +0.056	20.653 +0.123	1'34.815 1'34.994	2	0.179
3 272 GATTUSO S. (ITA) DL RACING	Lamborghini Huracán ST EVO 2	12.641	32.908	28.672 +0.036	20.895 +0.083	1'35.116 1'35.235	3	0.119
4 202 BOLGER D. (GBR) HC RACING DIVISION	Lamborghini Huracán ST EVO 2	12.464 +0.023	33.032 +0.233	28.966	20.815 +0.138	1'35.277 1'35.671	4	0.394
5 111 DEMARCHI L. (ITA) BEST LAP	Ferrari 488 Challenge Evo	12.573 +0.187	33.084	29.052 +0.124	21.081 +0.148	1'35.790 1'36.249	5	0.459
6 217 BURATTI A. (ITA) EF RACING	Porsche 911 Cup 992	12.832	33.285 +0.378	29.222 +0.199	21.249 +0.104	1'36.588 1'37.269	7	0.681
7 151 ATTIANESE L. (ITA) SR&R	Ferrari 488 Challenge Evo	12.776 +0.186	33.364	29.471	21.249	1'36.860 1'37.046	6	0.186
8 212 MARZIALETTI G. (ITA) BEST LAP	Ferrari 488 Challenge Evo	12.795	33.564 +0.046	29.447	21.398 +0.056	1'37.204 1'37.306	8	0.102
9 291 PREZZI V. (ITA) CENTRI PORSCHE TICINO	Porsche 911 Cup 992	12.979	33.864 +0.024	29.251	21.288	1'37.382 1'37.406	9	0.024
10 207 ANAPOLI G. (ITA) INVICTUS CORSE	Lamborghini Huracán ST EVO 2	12.906 +0.097	33.966 +0.197	29.609	21.313 +0.399	1'37.794 1'38.487	11	0.693
11 103 PIERANTONI E. (ITA) EASY RACE	Ferrari 488 Challenge Evo	12.981	34.229	29.350	21.441 +0.146	1'38.001 1'38.147	10	0.146
12 292 'HASH' (CHE) CENTRI PORSCHE TICINO	Porsche 911 Cup 992	13.271	33.843 +0.392	29.624 +0.302	21.547	1'38.285 1'38.979	12	0.694
13 122 NICOLSI G. (ITA) EBIMOTORS	Porsche 911 Cup 992	13.470	34.916 +0.112	30.012	21.672	1'40.070 1'40.182	13	0.112
14 232 FONDI M. (ITA) LEMA RACING	Lamborghini Huracán ST EVO 2	14.060	35.617	31.013 +0.122	22.415	1'43.105 1'43.227	14	0.122
Overall Ideal Time		12.427	32.764	28.440	20.625	1'34.256		





ACI Racing Weekend Vallelunga, 15-16 Giugno 2024

Campionato Italiano GT Endurance - Analisi Tempi Qualifying 1 GTCup

Vallelunga 4.085 m

1 / 2

103 Easy Race (1'38.147)								202 HC Racing Division (1'35.671)							
Lap	Seg.1	Seg.2	Seg.3	Seg.4	Lap Time	km/h	Local Time	Lap	Seg.1	Seg.2	Seg.3	Seg.4	Lap Time	km/h	Local Time
Emiliano Pierantoni								Douglas Bolger							
1								1							
2	19.477	38.198	32.649	23.887	1'54.211P	210,9	19:44'09.418	2	19.338	38.084	31.068	21.992	1'50.482P	203,0	19:44'01.736
3	13.105	34.444	29.654	21.441	1'38.644	233,8	19:45'48.062	3	13.328	35.951	33.038	21.352	1'43.669	231,8	19:45'45.405
4	12.981	34.229	29.350	21.587	1'38.147	235,3	19:47'26.209	4	12.487	33.265	28.966	20.953	1'35.671	239,5	19:47'21.076
5	13.123	34.696	30.113	22.472	1'40.404	235,3	19:49'06.613	5	12.489	37.207	31.520	21.066	1'42.282	221,3	19:49'03.358
6	13.028	39.480	35.162	23.343	1'51.013	201,5	19:50'57.626	6	12.464	33.183	29.097	20.987	1'35.731	240,5	19:50'39.089
7	13.067	34.736	31.685			235,8		7	12.490	33.032	29.343	20.815	1'35.680	241,6	19:52'14.769

111 Best Lap (1'36.249)								207 Invictus Corse (1'38.487)							
Lap	Seg.1	Seg.2	Seg.3	Seg.4	Lap Time	km/h	Local Time	Lap	Seg.1	Seg.2	Seg.3	Seg.4	Lap Time	km/h	Local Time
Luca Demarchi								Giovanni Anapoli							
1								1							
2	18.330	36.653	32.949	21.945	1'49.877P	206,9	19:44'59.485	2	25.488	40.817	33.795	1'27.197	3'07.297P	201,5	19:45'26.665
3	12.770	33.305	29.341	21.081	1'36.497	235,8	19:46'35.982	3	18.085	36.747	31.858	21.637	1'48.327P	225,9	19:47'14.992
4	12.573	33.386	29.052	21.316	1'36.327	236,3	19:48'12.309	4	13.944	33.966	30.489	21.313	1'39.712	230,3	19:48'54.704
5	12.782	33.557	31.598	21.915	1'39.852	236,3	19:49'52.161	5	12.906	1'00.806	31.813	22.780	2'08.305	218,6	19:51'03.009
6	12.760	33.084	29.176	21.229	1'36.249	236,3	19:51'28.410	6	13.003	34.163	29.609	21.712	1'38.487	228,8	19:52'41.496
7	14.122	40.008	33.131			198,2									

122 Ebimotors (1'40.182)								212 Best Lap (1'37.306)							
Lap	Seg.1	Seg.2	Seg.3	Seg.4	Lap Time	km/h	Local Time	Lap	Seg.1	Seg.2	Seg.3	Seg.4	Lap Time	km/h	Local Time
Giuseppe Nicolosi								Giammarco Marzialetti							
1								1							
2	19.357	39.002	31.844	23.692	1'53.895P	162,9	19:44'06.992	2	18.732	34.980	31.596	22.380	1'47.688P	230,3	19:45'02.024
3	13.612	34.958	30.121	22.307	1'40.998	226,9	19:45'47.990	3	13.020	33.759	29.782	21.593	1'38.154	231,3	19:46'40.178
4	16.646	36.879	30.027	21.711	1'45.263	223,6	19:47'33.253	4	12.921	33.564	29.871	21.398	1'37.754	232,3	19:48'17.932
5	13.470	35.028	30.012	21.672	1'40.182	227,8	19:49'13.435	5	12.810	33.705	29.627	21.516	1'37.658	232,3	19:49'55.590
6	13.524	34.916	30.189	22.351	1'40.980	227,8	19:50'54.415	6	12.795	33.610	29.447	21.454	1'37.306	233,8	19:51'32.896
7	14.251	36.048	32.849	22.750	1'45.898	226,9	19:52'40.313	7	12.801	34.099	30.667			233,3	

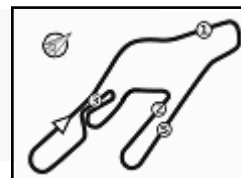
127 Racevnt (1'34.994)								217 EF Racing (1'37.269)							
Lap	Seg.1	Seg.2	Seg.3	Seg.4	Lap Time	km/h	Local Time	Lap	Seg.1	Seg.2	Seg.3	Seg.4	Lap Time	km/h	Local Time
Giovanni Berton								Andrea Buratti							
1								1							
2	19.855	40.590	31.329	21.543	1'53.317P	142,1	19:44'52.455	2	20.174	34.967	33.320	21.967	1'50.428P	225,5	19:44'14.370
3	12.733	33.368	29.008	20.909	1'36.018	231,8	19:46'28.473	3	12.902	34.021	29.537	21.581	1'38.041	229,3	19:45'52.411
4	12.493	33.222	28.703	20.739	1'35.157	232,8	19:48'03.630	4	13.041	34.259	29.222	21.285	1'37.807	226,9	19:47'30.218
5	12.454	33.133	28.784	20.653	1'35.024	232,8	19:49'38.654	5	13.050	33.285	29.583	22.025	1'37.943	230,3	19:49'08.161
6	12.427	33.032	28.759	20.776	1'34.994	232,3	19:51'13.648	6	12.919	34.669	29.406	21.249	1'38.243	224,5	19:50'46.404
7	13.482	37.281	33.985			211,4		7	12.832	33.663	29.421	21.353	1'37.269	227,8	19:52'23.673

151 SR&R (1'37.046)								232 LEMA Racing (1'43.227)							
Lap	Seg.1	Seg.2	Seg.3	Seg.4	Lap Time	km/h	Local Time	Lap	Seg.1	Seg.2	Seg.3	Seg.4	Lap Time	km/h	Local Time
Luca Attianese								Maurizio Fondi							
1								1							
2	18.570	35.496	30.657	22.800	1'47.523P	224,5	19:44'39.225	2	21.911	42.152	35.179	24.342	2'03.584P	181,8	19:45'24.835
3	13.016	33.539	29.533	21.294	1'37.382	233,8	19:46'16.607	3	14.547	36.294	33.187	24.492	1'48.520	225,9	19:47'13.355
4	12.776	34.224	30.552	21.391	1'38.943	233,3	19:47'55.550	4	15.689	42.553	32.884	25.985	1'57.111	161,0	19:49'10.466
5	12.962	33.364	29.471	21.249	1'37.046	233,3	19:49'32.596	5	14.207	35.934	31.013	22.593	1'43.747	224,1	19:50'54.213
6	13.204	34.214	30.485			230,8		6	14.060	35.617	31.135	22.415	1'43.227	225,9	19:52'37.440

172 DL Racing (1'34.337)								272 DL Racing (1'35.235)							
Lap	Seg.1	Seg.2	Seg.3	Seg.4	Lap Time	km/h	Local Time	Lap	Seg.1	Seg.2	Seg.3	Seg.4	Lap Time	km/h	Local Time
Luca Segù								Stefano Gattuso							
1								1							
2	19.680	35.582	28.884	20.865	1'45.011P	207,3	19:43'51.882	2	20.818	36.160	29.503	21.284	1'47.765P	216,4	19:43'56.126
3	12.508	32.764	28.440	20.625	1'34.337	230,8	19:45'26.219	3	12.984	32.959	28.672	20.895	1'35.510	229,3	19:45'31.636
4	13.208	34.881	29.400			224,5		4	13.103	32.994	29.674	21.067	1'36.838	229,3	19:47'08.474
								5	12.641	32.908	28.708	20.978	1'35.235	229,3	19:48'43.709
								6	12.791	32.978	30.745			230,3	

15/06/2024

P = Pits In/Out - C = Lap Time Cancelled



ACI Racing Weekend Vallelunga, 15-16 Giugno 2024

Campionato Italiano GT Endurance - Analisi Tempi Qualifying 1 GTCup

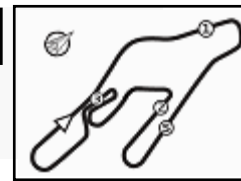
291 Centri Porsche Ticino (1'37.406)

Lap	Seg.1	Seg.2	Seg.3	Seg.4	Lap Time	km/h	Local Time
Valerio Presezzi							
1							
2	20.252	37.692	30.351	22.308	1'50.603P	213,9	19:44'00.549
3	13.209	33.937	29.430	21.592	1'38.168	225,9	19:45'38.717
4	12.979	33.888	29.251	21.288	1'37.406	228,8	19:47'16.123
5	13.430	36.648	30.487	21.665	1'42.230	224,1	19:48'58.353
6	12.991	33.864	29.377	21.342	1'37.574	228,8	19:50'35.927
7	15.299	38.865	34.298			204,2	

292 Centri Porsche Ticino (1'38.979)

Lap	Seg.1	Seg.2	Seg.3	Seg.4	Lap Time	km/h	Local Time
'Hash'							
1							
2	18.366	39.440	32.099	23.599	1'53.504P	222,2	19:44'10.649
3	13.271	34.235	29.926	21.547	1'38.979	228,3	19:45'49.628
4	13.601	34.102	29.624	21.769	1'39.096	228,8	19:47'28.724
5	13.293	33.843	30.158	23.006	1'40.300	229,8	19:49'09.024
6	13.483	35.223	29.769	21.599	1'40.074	228,8	19:50'49.098
7	13.378	34.369	29.847	21.753	1'39.347	229,8	19:52'28.445






Vallelunga 4.085 m

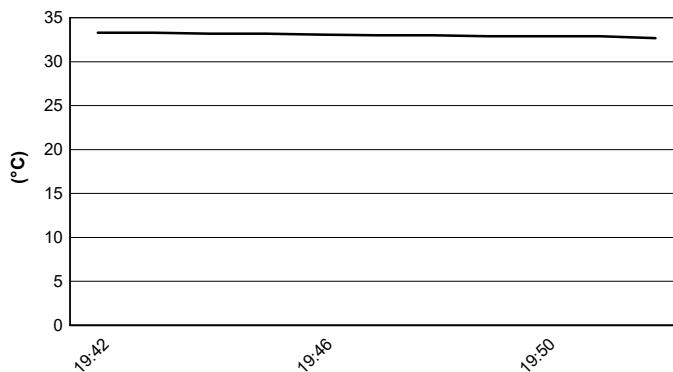
ACI Racing Weekend Vallelunga, 15-16 Giugno 2024
Campionato Italiano GT Endurance - Meteo Qualifying 1 GTCup

Session started 19:42 - Session ended 19:53


Air Temperature



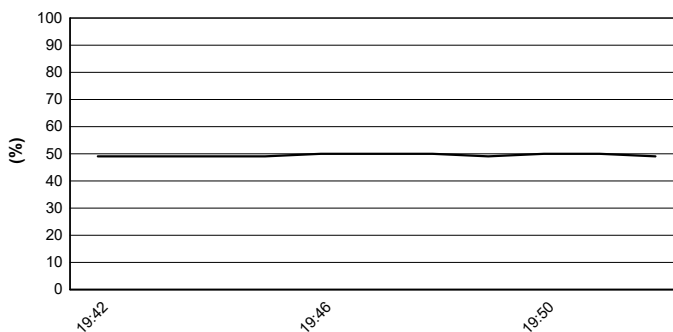
Track Temperature



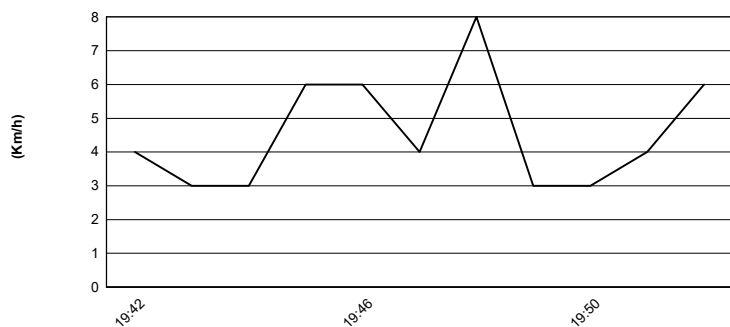
Air Pressure



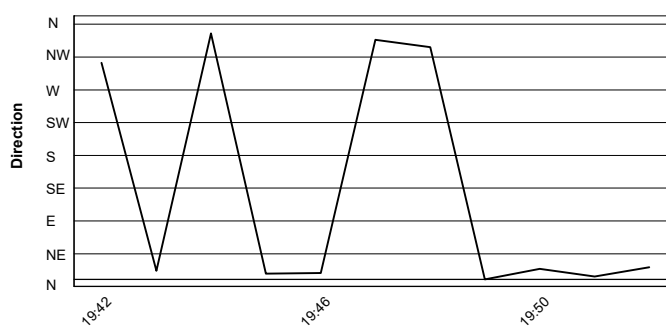
Humidity



Wind Speed



Wind Direction



15/06/2024